

## Eagle Class Home Learning - Monday 18th January





Please find below your daily activities. See page two onwards for resources to support this learning. You do not need to print these sheets, you can use any pieces of paper to complete the work, the formats given are for guidance only. Please send me your finished pieces of work, I can also share it with the children in class. If you have any questions or queries please contact me through the Eagle Homework email address.



Email address:

[eaglehomework@corvuseducation.com](mailto:eaglehomework@corvuseducation.com)



<p>P.E</p> 	<p>English</p> 	<p>Maths</p> 	<p>Topic</p> <p>R.E/Geography/History/Science/PSHE/Music/ French/Computing</p>
 <p>Monday—It's Joe Wicks day!</p> <p>Joe Wicks is on his you tube channel today at 9am!</p> <p>Follow the link to his channel -</p> <p><a href="#">Joe Wicks Live</a></p> <p>Please don't worry if you can't make the 9am slot. His video will be recorded and you can always take part later in the day - ouch!</p>	<p><b>SPELLING LESSON</b></p> <p>Please follow the link below to your daily spelling lesson.</p> <p>To investigate suffixes: -y suffix</p> <p>In this lesson, we will explore the rules associated with adding the suffix -y to nouns to form adjectives. 10 spelling words will be explained and set to learn.</p> <p><a href="#">Spelling Lesson 9:</a></p> <p><a href="#">To investigate suffixes: -y suffix (thenational.academy)</a></p> <p><b>ENGLISH— Crater Lake</b></p> <p><a href="#">Write a Newspaper Report</a></p> <p><a href="#">You have two days to complete this task.</a></p> <p>Please see page 2 and 3 for details of your task.</p> <p>You will need to read CHAPTER 6 to help you with this task. Re-read it again to remember events.</p> <p>I have emailed a report template for you to write on.</p>	<p>This week we will be following the White Rose Maths video lessons and worksheets.</p> <p>Please find each year group <b>VIDEO</b> link below.</p> <p>Follow the title for the correct video each day.</p> <p>The worksheet and answer sheet for each lesson will be <b>emailed daily</b>.</p> <p><b>Year 4:</b> Multiply 2-digits by 1-digit.</p> <p><a href="#">Spring Week 2 - Number: Multiplication &amp; Division   White Rose Maths</a></p> <p><b>Year 5:</b> Multiply two digits by two digits.</p> <p><a href="#">Spring Week 2 - Number: Multiplication &amp; Division   White Rose Maths</a></p> <p><b>Year 6:</b> Multiply decimals by integers.</p> <p><a href="#">Spring Week 2 - Number: Decimals   White Rose Maths</a></p>	 <p><b>Music</b></p> <p><b>Duration and Tempo</b></p> <p>Follow the link below to a lesson on tempo:</p> <p><a href="#">What are duration and tempo? - BBC Bitesize</a></p> <p>Listen to Beethoven's Fifth Symphony.</p> <p>Beethoven was a German composer and pianist. Many people think he's one of the greatest composers in history.</p> <p>Carry out some fact-finding research. Find out 6 facts about Beethoven. Record them on the template on page 4.</p>



## English—Newspaper Report

Can I write a detailed report to record events and activities?

Can I include chronological events and witness quotations?

Re-read Chapter 6 and familiarise yourself with the events that were seen in the woods.

I would like you to imagine you are either Chets, Mak or Katja.

You have been interviewed by a local newspaper reporter. You have described in detail what you have seen, the staff of Crater Lake and the 'workers' doing—building a dam at the lake. You have given quotations for the reporter to use (**reported speech**).

Now, I would like you to write a newspaper report—we have done this before when we studied Rudyard Kipling.

You will need to **sensationalise** the events happening at the lake. Make the bug-eye workers seem a scary and **dramatic event** for the local community.

Your report will need to include who was involved and what happened.

Your events will need to be recorded in time order—**chronologically**.

You will need to include **quotes** from eye-witnesses (Chets, Katja or Mak).

Think about what might happen next?!

In addition—you will want to include a **photograph** (drawing) with a **caption**.

Don't forget your **Newspaper name and title** of report—remember **alliteration** is important here.

**Please use the Newspaper Report template—this has been emailed to you.** If you cannot access the template, please use lined paper.



# Planning a Newspaper Report



Name of newspaper: \_\_\_\_\_

Price: \_\_\_\_\_

Date: \_\_\_\_\_

Story headline: \_\_\_\_\_

Introduction	
Who was involved?	
What happened?	
Where did the event take place?	
When did it happen?	

Break up the story chronologically.	
Paragraph 1	
Paragraph 2	
Paragraph 3	

Interviews	
Who will you interview? How are they involved in the events?	
What did they have to say? Will you use direct or reported speech?	

Final paragraph	
What are the characters doing now and what might happen in the future?	

What will your picture be of? \_\_\_\_\_

What will the caption be? \_\_\_\_\_



Monday 18th January 2021

Music—Duration and Tempo

Beethoven's Fifth Symphony

Can I record facts and information about Beethoven?

