

Eagle Class Home Learning - Thursday 21st January








Please find below your daily activities. See page two onwards for resources to support this learning. You do not need to print these sheets, you can use any pieces of paper to complete the work, the formats given are for guidance only. Please send me your finished pieces of work, I can also share it with the children in class. If you have any questions or queries please contact me through the Eagle Homework email address.



Email address:

eaglehomework@corvuseducation.com



<p>P.E</p> 	<p>English</p> 	<p>Maths</p> 	<p>Topic</p> <p>R.E/Geography/History/Science/PSHE/Music/ French/Computing</p>
<p></p> <p>YOGA</p> <p>Please follow the link below to today's yoga session.</p> <p>Trolls Yoga</p> 	<p>SPELLING LESSON</p> <p>Please follow the link below to your daily spelling lesson.</p> <p>Spelling Lesson 11</p> <p>To investigate suffixes: -ful and -less suffixes</p> <p>In this lesson, you will explore the rules associated with adding the suffixes -ful and -less. 10 spelling words will be explained and set to learn.</p> <p>To investigate suffixes: -ful and -less suffixes (thenational.academy)</p> <p>ENGLISH — Grammar</p> <p><u>Learning Objective:</u> to understand the use of the colon in a sentence.</p> <p>Please see page 2 for your grammar task.</p> <p>Please write each sentence on lined paper and remember to check each sentence carefully for capital letters, colon, commas and full stops.</p>	<p>This week we will be following the White Rose Maths video lessons and worksheets.</p> <p>Please find each year group VIDEO link below.</p> <p>Follow the title for the correct video each day.</p> <p>The worksheet and answer sheet for each lesson will be emailed daily.</p> <p>Year 4: Multiply 3-digits by 1-digit.</p> <p>Spring Week 2 - Number: Multiplication & Division White Rose Maths</p> <p>Year 5: Multiply four digits by two digits.</p> <p>Spring Week 2 - Number: Multiplication & Division White Rose Maths</p> <p>Year 6: Division to solve problems.</p> <p>Spring Week 2 - Number: Decimals White Rose Maths</p>	<p></p> <p>Philosophy</p> <div data-bbox="1585 842 2107 1023" style="border: 1px solid purple; padding: 5px;">  <p>What are the most important things you cannot see?</p> </div> <p>Discuss this question with someone in your household. What invisible or intangible things are really important to you.</p> <p>Things that you cannot see or maybe cannot even touch.</p> <p>Record your ideas on page 4.</p>

Thursday 21st January 2021

English—Grammar

The Colon



Can I use a colon correctly in a sentence? Can I understand how a colon makes my writing clearer for the reader?

The Colon

A colon (:) represents a **pause in a sentence, longer than a comma but shorter than a full stop. Colons are not followed by a capital letter.** A colon can introduce **a list of items in a set of instructions.** For example –

To build a model periscope you will need: a cardboard tube, two small mirrors, paper and sellotape. The colon **draws attention to the start of the list** and makes the writing clear.

Task 1

Copy out and put **a colon** into each of these lists.

1. To make a windmill you will need paper, scissors, pins, and a stick.

2. Some oceans are the Pacific, the Atlantic and the Indian Ocean.

3. To make toast you need a toaster, bread, butter and marmalade.

4. At the zoo we saw a monkey, an elephant, a snake and a giraffe.

5. To make a cake you need flour, butter, sugar and eggs.

6. On our journey we passed Birmingham, Stoke and Preston.

7. To make a kite you need paper, string, canes and fabric.

8. The teacher's present was made by Priya, Sam, Liam and Jenny.

9. To make a puppet you need wood, fabric, string and wool.

10. In my bag I have a ruler, pens, a book and a diary.

Task 2

Look in your reading book or library book for **three examples** where a **colon** is used.
Copy them on the lines below.

1.

2.

3.


Thursday 21st January 2021

Philosophy—Sticky Questions

Please discuss this question with a parent or sibling.

What are the most valuable and intangible things? Think carefully.

Record your notes and ideas below. We will discuss your thoughts in our Friday Zoom meeting.



What are the most important things you cannot see?

Invisible item/feeling

It is important because...