

Kestrel Class home learning pack Thursday 28th January

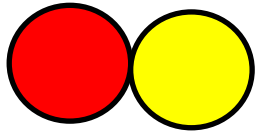
Please see page 2 onwards for resources to support this learning. **You do not need to print the sheets, you can use any pieces of paper to complete the work** (the attached is for guidance).

Email address:

Please email all questions and finished work to this address: kestrelhomework@corvuseducation.com



Spelling/grammar/handwriting	English	Maths	Topic
<p>Handwriting:</p> <p>Choose a page from your handwriting book and carefully copy the letter formations.</p> <p>Spelling:</p> <p>Choose a challenge from pages 2 and 3. Correct the spellings by using a dictionary or by applying your spelling knowledge. Then have a go at the extra challenge.</p>	<p>Read the extract of The Wild Robot with an adult or independently, then discuss the questions below:</p> <ul style="list-style-type: none">♦ Why does Brightbill want to stay with Roz?♦ Why doesn't Roz think it is a good idea?♦ What do you think he should do?♦ Have you ever felt like you didn't want to do something because it was a new experience?♦ What helped you to try something new?♦ What concerns might Roz have about Brightbill's migration? <p>To help put Brightbill's mind at rest and to prepare him for what might be coming up, you are going to find out about the winter migration of geese. Use the websites on page 6 to help you gather information. Take notes or make drawings about what you discover.</p>	<p>Follow the link and watch the video clip in bold. Your worksheet will be emailed to you each day.</p> <p>Year 2: Divide by 5 Year 2: Multiplication and division</p> <p>Year 3: Divide 2 digits by 1 digit (1) Year 3: Multiplication and division</p> <p>Year 4: The 3 times table Year 4: Multiplication and division</p> <p>Remember to keep practising your times tables on DB Primary, TTRS, Hit the Button or timestables.co.uk</p>	<p>Art: Learn how to draw a robot by watching this Draw with Rob lesson. Send your robot to the class email address and it will go up on our display.</p> <p>PE: Please follow the link for today's yoga session Yoga Dance Party! Have fun!</p>



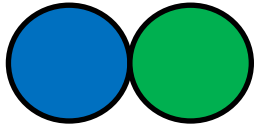
Look at these words from our story. Use a dictionary to help you correct them, and then put them into alphabetical order.

Incorrect	Correct
peepin	
wobling	
stil	
settel	
lively	
hisst	
hungree	
pownced	
exaclly	
harmles	

Alphabetical order

Extra challenge:

- 1) Use a dictionary to find definitions for three words from the list above.
- 2) Choose three words and write a sentence for each. Try to link your sentences to The Wild Robot story.



Look at these words from our story. Use a dictionary to help you correct them, and then put them into alphabetical order.

Incorrect	Correct
sprorling	
servival	
stratedgy	
continnued	
marsoopial	
actualy	
unbeleavable	
misterious	
fritened	
aquaintance	

Alphabetical order

Extra challenge:

- 1) Use a dictionary to find definitions for five words from the list above.
- 2) Choose five words and write a sentence for each. Try to link your sentences to The Wild Robot story.


CHAPTER 51
THE AUTUMN



The days were getting shorter. The air was getting crisper. And one morning, Roz walked out to find a layer of frost on the garden. Autumn had come to the island.

The tree leaves, which had been green for the robot's entire life, turned yellow and orange and red. Then they let go of their branches and floated down to the ground, and the forest gradually filled with the sounds of creatures scurrying through dead leaves. Tree nuts were also falling, thumping onto roots and rocks and occasionally clanging off the robot. The smell of flowers faded as blossoms withered. All the rich scents and colors of the island were draining away.

The animals were also changing. Furry animals



were growing more fur. Feathery animals were growing more feathers. Scaly animals were starting to look for new homes.

"Yurp. It's cooling off," croaked one frog to another. "Before long it'll be time for sleeping."

"Yurp. I'd better start looking for a good hole," croaked the second frog. "Have you found one yet?"

"Nah," croaked the first frog. "I'll look for a hole next week. For now, I'm going to enjoy the warm sunlight while it lasts. Yurp."

Many of the island animals were already thinking about their winter hibernation. Frogs, bees, snakes, and even bears would soon disappear and spend the next few months resting out of sight.

And then there were the birds. Some birds, like owls and woodpeckers, would



THE FLOCK

spend the winter nesting and eating the island's few remaining edibles. But the migratory birds were preparing for the long journey south to their warm wintering grounds. And among the birds destined to leave were the geese.

Brightbill slowly waddled into the Nest. He had a confused look on his face.

"Mama? The other goslings said that we have to leave the island soon, and we won't return for months and months. Is that true?"

"That is true," said Roz. "You know that geese migrate south for the winter."

"Will you migrate with us?" said Brightbill.


"I cannot fly or swim, so I will spend the winter here on the island."

"Can I stay with you?"

"I do not think that is a good idea. I think you should migrate with the flock."

"How long will the migration take?" said Brightbill. "Where will we fly? When will we come home?"

Why do geese migrate?
Where do they go? How long
for? Is migration safe for
geese?



What did you discover?

What would you tell Brightbill?

Use the websites below to find out more:

[BBC One - Planet Earth, Great Plains, Snow goose migration](#)

[Geese Fly Together | National Geographic - YouTube](#)

[Animals for Kids: Animal Migrations \(ducksters.com\)](#)

[Canada Goose Facts for Kids - NatureMapping \(naturemappingfoundation.org\)](#)

[Migrating geese](#)