

Kestrel Class home learning pack Tuesday 26th January


Please see page 2 onwards for resources to support this learning. You do not need to print the sheets, you can use any pieces of paper to complete the work (the attached is for guidance).


Email address:

Please email all questions and finished work to this address:

kestrelhomework@corvuseducation.com



Spelling/grammar	English	Maths	Topic activity
<p>Can I apply my knowledge of the suffixes <b>-er</b> and <b>-est</b>?</p> <p>Watch <a href="#">this lesson</a> where you will recap what you learnt yesterday about the suffixes <b>-er</b> and <b>-est</b>.</p> <p>Extra challenge: Can you practise the words from your spelling test in your handwriting book?</p>	<p>Our next topic for this term is 'Robots'. This is inspired by our class story <i>The Wild Robot</i> by Peter Brown.</p>  <p>Can I show an understanding of what I have read?</p> <p>Read chapters 1-3 independently or with an adult. Before you start reading, it is a good idea to look at the vocabulary check on page 2 so you know what these words mean.</p> <p>There are questions about this extract for you to answer on page 2, 3 and 4. Record your answers in your exercise book and we will discuss them at our next zoom meeting.</p>	<p>Follow the link and watch the video clip in <b>bold</b>.</p> <p>Year 2: <b>Odd and even numbers</b></p> <p><a href="#">Year 2: Multiplication and division</a></p> <p>Year 3: <b>Multiply 2 digits by 1 digit (2)</b></p> <p><a href="#">Year 3: Multiplication and division</a></p> <p>Year 4: <b>Multiply and divide by 3</b></p> <p><a href="#">Year 4: Multiplication and division</a></p>	<p>RE: Can I show an understanding of the life and teachings of Jesus?</p> <p>Our RE topic this term is Christianity. Watch <a href="#">this lesson</a> where you will learn about the life, teachings and death of Jesus.</p> <p>Topic: To start our topic, think about what you already know about robots and what you would like to find out. Add your ideas to the first two columns of the table on page 5. There are some questions on page 5 to help guide you.</p>



Can I show an understanding of what I have read?



## Vocabulary Check

- in the middle of the **chaos**, a **cargo ship** was sinking
- the ship left hundreds of **crates** floating
- A smudge of green appeared on the **horizon**
- **lims** and **torsos**
- spinning and **glistening** until it slammed down
- a robot **gravesite** of four dead robots

## Quick Start

1. Where does the story begin?
2. What was inside the crates?
3. How many robots survived the crashing?
4. Whose attention was caught by the dead robots?

## Partnered Talk



*And their sparkles caught the attention of some very curious creatures....so they cautiously crept over the rocks to take a closer look.*

Why do you think the gang of sea otters were cautious and curious?

## Individual Thinking



*....a cargo ship was winking*

*down*

*down*

*down*

*To the ocean floor.*

Why do you think the author structured these lines in this way? What is he trying to make us imagine ?

## Individual Thinking



*Days passed. And then a smudge of green appeared on the horizon.*

What is the author referring to by the 'smudge of green'?

## Solo Work



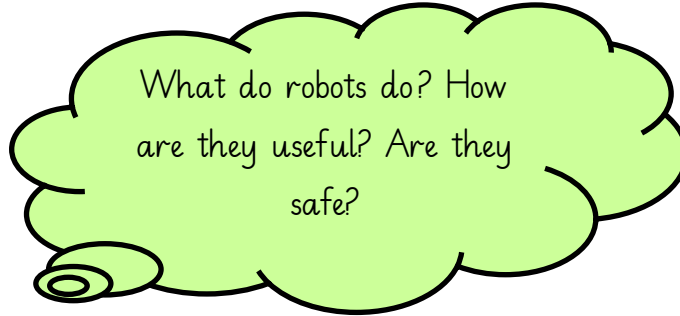
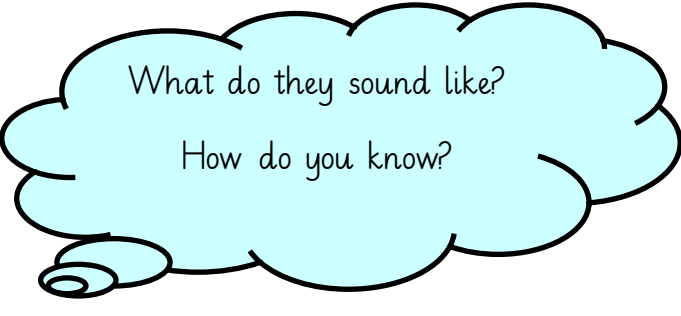
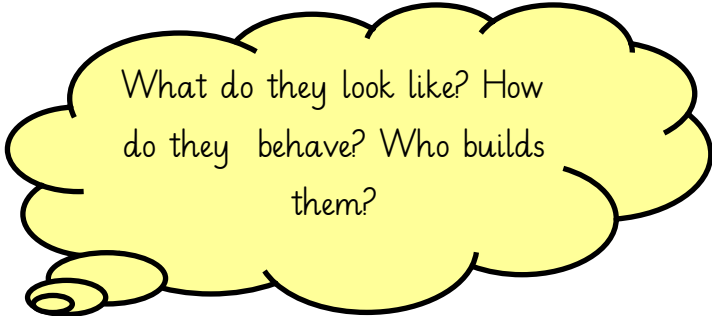
Where do you think the cargo ship was coming from and going to? Explain your reasons

## Partnered Talk



*The otters reached through the gash and tore at the foam. It was so soft and squishy!*

Why is the foam soft and squishy? Can you think of an object we buy that has soft and squishy foam around it?



What do you already know about robots?

What would you like to find out about robots?

What have you learnt about robots?

--

--

--