

Owl Class Year 1 home learning pack Friday 22nd

January

Please see page 2 onwards for resources to support this learning.




You do not need to print the sheets, you can use any pieces of paper to complete the work—the attached are for guidance.

Email

Please email all questions **and finished work** (scans or photographs) to this address:

owlhomework@corvuseducation.com



Phonics/ handwriting	 English	 Maths	 R.E.
<p>Watch phonics Lesson 44 learning all about how the 'e' in words like she make the /ee/ sound.</p> <p>Practice reading the tricky words on page 2.</p> <p>Handwriting</p> <p>See page 2 for today's handwriting.</p>	<p>Yesterday we looked at how to read with expression thinking about which voice is telling the story. Today you are going to have a go at reading one of your own books—school or home—with different voices. Could you read it with an adult sharing out the different voices?</p> <p>Remember how Michael Rosen used his voice to tell the story and make it come alive. If you want to hear more of Michael Rosen telling poems you can do here.</p> <div style="border: 2px solid orange; padding: 5px;"> <p style="text-align: center;">Advanced Notice for Monday</p> <p>If you can collect the following items in advance then you will be able to make along with the English lesson on Monday:</p> <p>A clean, empty jam jar or small clear plastic bottle or clear plastic cup</p> <p>A small light or glow source such as a battery powered fairy lights/a glow stick/glow paint/a nightlight (if using a glass jar) or a battery powered nightlight/ a small torch—needs to fit in jar.</p> <p>Tissue paper/cellophane/the coloured outers of quality street/glass pens/paint or food colouring mixed with PVA glue.</p> <p>Glue</p> <p>PLEASE DON'T WORRY IF YOU CAN'T LAY YOUR HANDS ON THESE, YOU WILL STILL BE ABLE TO COMPLETE THE WORK NEXT WEEK.</p> </div>	<p>Today we are going to continue to practice subtraction by counting back and using a number track to help. On page 3 there are some subtraction stories - can you solve them by using your number track and counting back?</p> <p><i>Extra challenge:</i></p> <p><i>Can you write your own subtraction story for someone to solve?</i></p> <p><i>Mild— Numbers under 11</i></p> <p><i>Warm—Numbers under 16</i></p> <p><i>Hot - Numbers under 21</i></p> <p><i>Challenge someone in your family to solve it. Don't forget to mark their work!</i></p> <div style="border: 1px dashed black; padding: 10px; text-align: center;"> <p>Maths Board</p> <p>Feeling wobbly: Side A, Number 1</p> <p>Feeling confident: Side B, Number 11</p> </div>	<p>Last week we thought about a celebration that was special to us.</p> <p>Most of these celebrations happen only once a year, but in many religions there are celebrations in places of worship like churches and temples, that happen every week. We are going to start to learn about one of these weekly celebrations for the Jewish Faith. <i>Jews believe in the same God as Christians but do not believe Jesus was sent as a Saviour. Their holy book, The Torah contains the Old Testament stories of bibles used by Christians but not the New Testament which contains the stories of Jesus.</i></p> <p>Look through the slides and watch the video clips to find out more.</p> <p>Introducing Shabbat Celebrating Shabbat at Home</p> <p>Then look at the images on page 5. Which of these can be done on Shabbat? Which are forbidden? Can you remember which have to be done before the celebration begins?</p> <p>On page 4 (or in your book) write 4 or 5 sentences to explain how Shabbat is celebrated and the rules that are followed.</p>

Tricky words to practice

he

she

we

me

one

two

three

four

five


six

seven

eight

nine

Read the words and write a sentence for each word.



Mild:

1. I have 8 cakes and I give 4 of them to Lola. How many cakes have I got left?

1	2	3	4	5	6	7	8	9	10
---	---	---	---	---	---	---	---	---	----

2. At the shop I bought 7 apples. On the way home I dropped 3. How many have I got left?

1	2	3	4	5	6	7	8	9	10
---	---	---	---	---	---	---	---	---	----

3. Mrs Haines thought of 10 jokes to tell. She told everyone 2. How many has she got left?

1	2	3	4	5	6	7	8	9	10
---	---	---	---	---	---	---	---	---	----

Warm

1. In the shop there are 13 bananas. 4 are bought. How many are left?

1	2	3	4	5	6	7	8	9	10	11	12	13	14	15
---	---	---	---	---	---	---	---	---	----	----	----	----	----	----

2. Mrs Mundford buys 15 pots of paint. Owl class use 8 of them. How many has she got left?

1	2	3	4	5	6	7	8	9	10	11	12	13	14	15
---	---	---	---	---	---	---	---	---	----	----	----	----	----	----

3. I made 14 biscuits and put them in the staffroom. 9 of them were eaten. How many are left?

1	2	3	4	5	6	7	8	9	10	11	12	13	14	15
---	---	---	---	---	---	---	---	---	----	----	----	----	----	----

Hot

1. Mrs Woodcock had 16 stickers. She gave out 6 to hard working children, then she gave out 3 more. How many has she got left?

1	2	3	4	5	6	7	8	9	10	11	12	13	14	15	16	17	18	19	20
---	---	---	---	---	---	---	---	---	----	----	----	----	----	----	----	----	----	----	----

2. In the shop there were 20 ice creams. The freezer door was left open and 13 melted. How many were saved?

1	2	3	4	5	6	7	8	9	10	11	12	13	14	15	16	17	18	19	20
---	---	---	---	---	---	---	---	---	----	----	----	----	----	----	----	----	----	----	----

3. Mrs Turk had 18 pencils on her desk. She gave 3 to Harry and 7 to William. How many has she got left?

1	2	3	4	5	6	7	8	9	10	11	12	13	14	15	16	17	18	19	20
---	---	---	---	---	---	---	---	---	----	----	----	----	----	----	----	----	----	----	----



Friday 22nd January 2021

Can I explain how Shabbat is celebrated?

Can I explain what can and can not be done on Shabbat?

Key vocabulary: Shabbat celebrate rules Jew

