

Owl Class Year 1 home learning pack Monday 25th

January

Please see page 2 onwards for resources to support this learning.







You do not need to print the sheets, you can use any pieces of paper to complete the work—the attached are for guidance.

Email

Please email all questions **and finished work** (scans or photographs) to this address:

owlhomework@corvuseducation.com



Phonics/ handwriting	 English	 Maths	 Science
<p>Watch phonics Lesson 46 - split a-e. In this lesson you will learn about the split digraph which makes the /ai/ sound.</p> <p>Split digraph sounds are long vowel sounds. The /ai/ sound is made by the letters ae which are split up with another letter between them, for example: lake</p> <p>Look at the split sounds board on page 2. Choose two colours, read the words and colour all the real words in one colour and the made up words in a second colour.</p> <p>Handwriting</p> <p>See page 2 for today's handwriting.</p>	<p>Watch the video for how to make a lantern. –this will be emailed out separately. If you are able - make one of your own.</p> <p>When you have finished write a list of all of the items that you needed to make it –make sure you remember everything you used. Remember for a list each item needs to be written on a new line with a capital letter for the start of the first word on each line, for example:</p> <p>A glass jar Glue A candle</p> <p>Keep this ready for later in the week.</p>	<p>Today we are subtracting again by finding the difference. If you can print and cut up the number rods on page 3 or make your own set.</p> <p>Work through the maths slides to learn to use them. All the challenges and questions are on the slides.</p> <p><i>Extra challenge:</i></p> <p>Adam has 13 playing cards. Oliver has 5 playing cards. How many more cards does Adam have?</p>  <p>$\square - \square = \square$</p> <p>Maths Board</p> <p>Feeling wobbly: Side A, Number 9</p> <p>Feeling confident: Side B, Number 9</p>	<p>What do you need to live? What can you not live without? Think about whether these are things that you would like to have or things that you need to have.</p> <p>Do you think all living things need the same things? Pick an animal that you know and compare what you need to it?</p>  <p>What about plants? What do you think a plant needs?</p> <p>Watch this video. to see if you were right.</p> <p>Design and make a poster that shows what a plant needs to survive.</p> 

amaze	prate	gabe	lake
made	take	guade	snake
lafe	krabe	gaze	games
same	splame	race	flane
srake	sade	slabe	escape

uu uu

uuu uuu

un un

um um

ur ur

Let's unload the car. Then

we can unpack the picnic.

Number rods

