

Reception home learning pack Thursday 21st January

You do not need to print the sheets, you can use any pieces of paper to complete the work—the attached are for guidance.

Our Core Story is “The Dark” by Lemony Snicket and we will be linking our activities to this, and reading some of it to you over the next few weeks.

Email address:

Please email all questions **and finished work** (scans or photographs) to this address:

owlhomework@corvuseducation.com



Daily Phonics

Today's phonic sound is /oo/ making the /u/ sound as in 'look' Our Phonics Fairy story is: "[I like books](#)" by Anthony Browne. (The story starts at 36 seconds).

This sound looks just like the /oo/ (moon) sound we learned yesterday, but we have to know when it makes a different sound in some words.

Look on page 2 for a read and roll game, you will need a dice or number cards 1-6. Roll the dice or pick a card and choose a word in that row to segment (sound out) and read (blend).

[Letters and Sounds /oo/](#)

Activities: Here are 3 challenges for you for today linked to the next fortnight's focus of nocturnal animals.


Challenge 1: Draw the body of a hedgehog and collect some leaves, sticks or other natural objects to make it's prickles. Stick them onto the hedgehog's body and count them. Can you write this number on the hedgehog's body? You could make a whole family of hedgehogs, using different numbers of natural objects. Can you add some of your hedgehogs together?



Challenge 2: We have been thinking about different shapes this week. But what are shapes called that are not flat? They are called 3D shapes. Watch these videos: [Shape song](#) and [Titch and Ted](#). Using the shape mat on page 3 can you find one of each of the shapes in your house? Try saying the names of the shapes every time you spot one.

Challenge 3: Help to write a list of something that needs a list today—it might be a shopping list, a list of chores, a list of school work or a list of things you want to do when lockdown is over. Use your sound mat to find as many of the sounds as you can. Segment each word and count the number of sounds you can hear, for example: milk m - i - l - k milk has 4 sounds, before you write them down. Teach your grown up to use their phonics fingers.

Something physical: Make a lego or brick maze and carefully roll a marble or small ball through it:








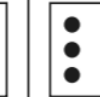
oo



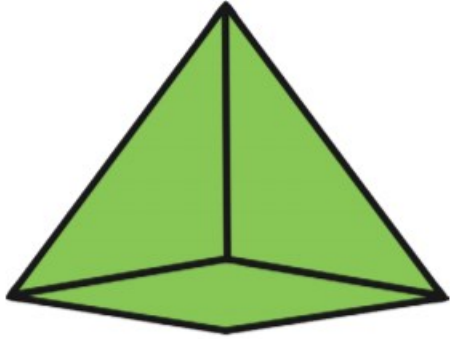
Caption: oo, oo, I like books

Action: Scratch your armpits and pretend you're a monkey.


look, book, cook, wood, hood, wool

	look	foot	cook	good	book
	took	wood	hook	hood	nook
	foot	good	took	hook	nook
	hood	wood	book	cook	look
	wood	hook	look	book	hood
	nook	took	cook	foot	book

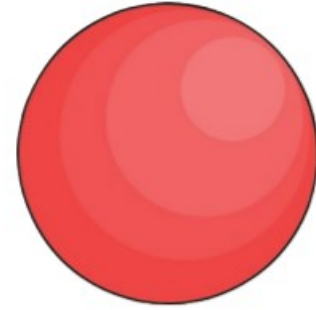
3D Shape



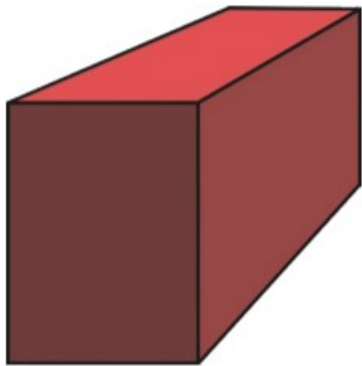
pyramid




cube



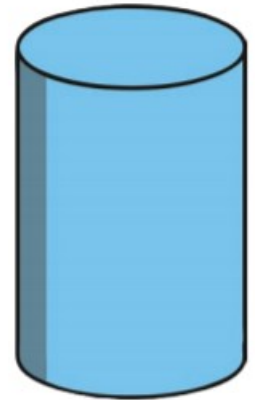
sphere



cuboid



cone



cylinder