

Reception home learning pack Friday 22nd January

You do not need to print the sheets, you can use any pieces of paper to complete the work—the attached are for guidance.

Our Core Story is “The Dark” by Lemony Snicket and we will be linking our activities to this, and reading some of it to you over the next few weeks.

Email address:

Please email all questions **and finished work** (scans or photographs) to this address:

owllhomework@corvuseducation.com



Daily Phonics

This week we have learned /oa/ /oo/ and /oo/.

Today we are going to practice these sounds before we move on to new sounds. You can revisit any of the videos from earlier in the week if needed.

There is a listening game attached—instructions on page 2 and some further practice games and activities on page 2 and 3.

Activities: Here are 3 challenges for you for today linked to the next fortnight's focus of nocturnal animals.


Challenge 1: Animals have different shaped footprints, can you spot any trails of footprints in your garden or on any fields? Can you identify them? Can you create a picture of footprints? You could print these with a (carved) potato, toy or sticks. Can you make different shaped footprints and use different colours for different animals? Have a look on page 4 for some ideas for prints.

Challenge 2: We are moving on to a new number today. Watch [Session 1, Which shows 6?](#) Have a look at the 6 challenge on page 5.

Challenge 3: In the story, Sarah, Percy and Bill are all different sizes, but all Owls. Can you find other objects around your house or in the locality which are different sizes but the same type of object? Can you draw them and label them with biggest, smallest, tallest, shortest, highest, lowest, widest, thinnest?


Something physical: [Dance with Oti](#)

oo




Caption: oa, oa, go for goal
 Action: Clap hands twice then stretch arms up clenching fists, shaking twice.
 goal, foal, coat, load, goat, road

oo




Caption: oo, oo, zoom to the moon
 Action: Crouch down with hands above head and finger tips touching, then jump into the air like a rocket.
 zoom, zoom, moon, boom, zoo, cool, food

oo



Caption: oo, oo, I like books
 Action: Scratch your armpits and pretend you're a monkey.
 look, book, cook, woad, hood, wool

Listening Game instructions.
 Listen to the sound file attached with the email.
 When you hear a word point to /oa/ /oo/
 and /oo/ cards to the left to show which
 digraph they include.




--	--	--

Can you write the words to match the pictures? Sound out using your phonics fingers first—remember a digraph only used one box for both letters



--	--	--

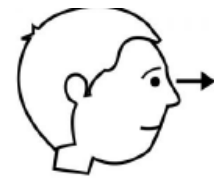


--	--	--

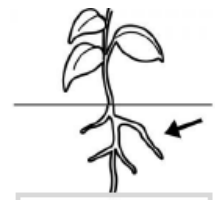
Begin 		go to the boot	step to look at the duck and miss a go 		go back to the moon
go back to swim in the pool 		skip to get the broom		sit on the stool and miss a go 	run to get food
go and help the cat off the roof 		go back to get a drink		look at the clock, run to the bed 	step to look at a book, miss a go 
Finish				pick up a sock, miss a go 	hop back to the foot

www.illustrationsforprimary.com © V. Calverley 2017

Find a dice and some counters and follow the instructions to travel around the board reading the words as you go.



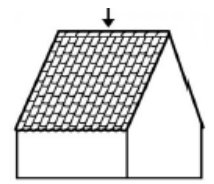
look



root



foot



roof



cook



moo



hook



moon



hood



boot







food



wood




/oo/ oo, oo zoom to the moon, or /oo/ oo, oo, I like books?





Go on a hunt to find the number 6
How many different ways can you see 6?



Can you find the numeral 6?
Can you spot a group of 6 objects?