

## Eagle Class Home Learning - Tuesday 2nd February 2021






Please find below your daily activities. See page two onwards for resources to support this learning. You do not need to print these sheets, you can use any pieces of paper to complete the work, the formats given are for guidance only. Please send me your finished pieces of work, I can also share it with the children in class. If you have any questions or queries please contact me through the Eagle Homework email address.



Email address:

[eaglehomework@corvuseducation.com](mailto:eaglehomework@corvuseducation.com)



<p>P.E</p> 	<p>English</p> 	<p>Maths</p> 	<p>Topic</p> <p>R.E/Geography/History/Science/PSHE/Music/ French/Computing</p>
<p></p> <p>YOGA</p> <p>Please follow the link below to today's yoga session:</p> <p><a href="#">Wizard of Oz Yoga</a></p>	<p><b>SPELLING LESSON</b></p> <p>Please follow the link below to your daily spelling lesson.</p> <p><u>Spelling Lesson—Follow the link below:</u></p> <p><a href="#">Silent Letters - Lesson 2</a></p> <p>To practise and apply knowledge of silent letters, including test</p> <p>In this lesson, we will practise and apply our knowledge of silent letters and take our spelling test.</p> <p><b>ENGLISH—Composition</b></p> <p>You have <b>two days</b> to complete this task:</p> <p>Today, focus on editing your speech. Try reading it to an adult and focus on the nature of your voice—try a assertive and urgent tone to your voice.</p> <p>Next, read task two. You will need to perform and record your speech if possible. I look forward to hearing your important message.</p> <p><b>See page two for your tasks. . .</b></p>	<p>This week we will be following the White Rose Maths video lessons and worksheets.</p> <p>Please find each year group <b>VIDEO</b> link below.</p> <p>Follow the title for the correct video each day.</p> <p>The worksheet and answer sheet for each lesson will be <b>emailed daily</b>.</p> <p><b>Year 4: Perimeter on a grid</b></p> <p><a href="https://whiterosemaths.com/homelearning/year-4/week-9-measurement-length-perimeter/">https://whiterosemaths.com/homelearning/year-4/week-9-measurement-length-perimeter/</a></p> <p><b>Year 5: Area of rectangles</b></p> <p><a href="https://whiterosemaths.com/homelearning/year-5/week-12-measurement-perimeter-area/">https://whiterosemaths.com/homelearning/year-5/week-12-measurement-perimeter-area/</a></p> <p><b>Year 6: Fractions to percentages</b></p> <p><a href="https://whiterosemaths.com/homelearning/year-6/spring-week-3-number-percentages/">https://whiterosemaths.com/homelearning/year-6/spring-week-3-number-percentages/</a></p>	<p></p> <p><b>French</b></p> <p>Following on from last week's lesson I would like you to complete the quick quiz and video lesson below.</p> <p><a href="#">Naming Pets - Lesson 1</a></p> <ul style="list-style-type: none"> <li>• Make notes through the video and focus on the pronunciation and silent letters.</li> <li>• Pause the video to write and record the masculine and feminine animal words.</li> <li>• Draw and label the six animals studied.             <ul style="list-style-type: none"> <li>• Draw your own pets and label them.</li> </ul> </li> <li>• Complete the French animal crossword on page 3.</li> </ul>




Monday 1st and Tuesday 2nd February 2021

English—Composition

CRATER LAKE

Can I write a persuasive speech to warn others?

Can I record my speech in audio, with dramatic tone?



### TASK ONE

- ◆ Read page 94–95. Highlight Big Mak's speech.
- ◆ Try to circle the imperative 'bossy' verbs he uses.
- ◆ Imagine you are going to give a similar speech to all the other children. What would you say? How would you warn them? What instructions would you tell them?
- ◆ Plan, write and edit your speech. Use the sentence starter below. Include some imperative commands from the red box.

must    want    should    can't  
don't    never    go    now  
do    keep  
will    stay    come  
try

Attention, pupils of Montmorency School...

### TASK TWO

Once you have written and prepared your speech, I would like you to perform and read your speech to someone in your household.

Remember, this needs to be 'warning' in its tone. You are all a little frightened and you are trying to tell others about the dangers. Your voice needs to be strong, commanding and assertive.

Next, ask an adult to record your speech. This can be a video or simply an audio voice recording on a mobile phone.

I would love you to email Eagle Class your speech, so we can listen to your warning words.

Good Luck!

# My Pets Mes animaux

## Activity 1


Complete the crossword by reading the clues. The un/une in front of the noun are not required.

### Across

- 3. horse
- 7. hamster
- 9. snake
- 11. bird

### Down

- 1. tortoise
- 2. my pets
- 3. dog
- 4. fish
- 5. cat
- 6. rabbit
- 8. mouse
- 10. I have



Follow this link to an on-line French dictionary for help (if needed):

<https://www.collinsdictionary.com/dictionary/english-french>