

**Eagle Class Home Learning - Monday 8th February 2021**








Please find below your daily activities. See page two onwards for resources to support this learning. You do not need to print these sheets, you can use any pieces of paper to complete the work, the formats given are for guidance only. Please send me your finished pieces of work, I can also share it with the children in class. If you have any questions or queries please contact me through the Eagle Homework email address.



Email address:

[eaglehomework@corvuseducation.com](mailto:eaglehomework@corvuseducation.com)



<p>P.E</p> 	<p>English</p> 	<p>Maths</p> 	<p>Topic</p> <p>R.E/Geography/History/Science/PSHE/Music/ French/Computing</p>
 <p>Your daily workout challenge</p> <p>Follow the link below to take part in a PE lesson and circuit with Marcus Rashford:</p> <p><a href="#">Marcus Rashford PE Lesson</a></p>	<p><b>SPELLING LESSON</b></p> <p>Please follow the link below to your daily spelling lesson.</p> <p><a href="#">Spelling Lesson—Follow the link below:</a></p> <p><a href="#">Homonyms Lesson 1</a></p> <p>To investigate homonyms</p> <p>In this lesson, we will explore homonyms. We will learn what they are and look at some examples. 10 spelling words will be explained and set to learn.</p> <p><a href="#">English—Composition</a></p> <p>You have TWO days to complete this task.</p> <p><a href="#">CRATER LAKE—Comic Strip Chapter</a></p> <p>Watch the video on creating a comic strip. Follow the link below:</p> <p><a href="#">How to create a comic strip</a></p> <p>See page 2 and 3 for your task.</p>	<p>This week we will be following the White Rose Maths video lessons and worksheets.</p> <p>Please find each year group VIDEO link below.</p> <p>Follow the title for the correct video each day.</p> <p>The worksheet and answer sheet for each lesson will be <b>emailed daily</b>.</p> <p>Year 4: <a href="#">What is area?</a></p> <p><a href="#">Spring Week 4 - Measurement: Area   White Rose Maths</a></p> <p>Year 5: <a href="#">What is a fraction?</a></p> <p><a href="#">Spring Week 4 - Number: Fractions   White Rose Maths</a></p> <p>Year 6: <a href="#">Find a rule—one step</a></p> <p><a href="#">Spring Week 5 - Number: Algebra   White Rose Maths</a></p>	 <p><a href="#">BBC Bitesize Music lesson:</a></p> <p>Follow the link to a BBC Ten Pieces performance.</p> <p>Watch a performance of Kerry Andrew's song by the Ten Pieces Children's Choir.</p> <p><a href="#">What is harmony?</a></p> <div style="display: flex; justify-content: space-around;">   </div> <p>David Walliams—Classic FM Podcast</p> <p>Listen to David Walliams and learn more about the famous composer Mozart:</p> <p><a href="#">David Walliams - Mozart Podcast</a></p>

Monday 8th and Tuesday 9th February 2021

English—Composition

Crater Lake—Comic Strip      CHAPTER II—The Chase

Can I create my own comic strip storyboard?

Can I use a range of text and visual features?



- ◆ Watch the video. Listen carefully to the features a comic strip needs to include.
- ◆ **Re-read Chapter II of Crater Lake—The Chase.**
- ◆ Make notes of the actions, movements and conversations between Hoche, Digger, Chets and Lance.
- ◆ **Decide which part of the action and story you are going to turn into a comic strip storyboard.**

#### VIDEO LESSON

[How to create a comic - BBC Bitesize](#)



- Use the template on page 3 or design your own story board.
- Make rough drawings and notes to show your plan—what will be happening in each box.
- Remember to add the vital features of a comic strip -
- Captions
- Speech bubbles
- Thought bubbles
- Sound effects—using onomatopoeia
- Visual effects—including speed and motion lines.
- Edit, revise and complete your final comic strip.



An example layout and format

Comic Strip templates are attached in the homework email. There are lots to choose from!

Classic Comic Strip—Features and format



Example templates—See email attachments for printable templates

If you are unable to print off a template to work on—design and draw your own story board!

