

Kestrel Class home learning pack Tuesday 9th February

Please see page 2 onwards for resources to support this learning. You do not need to print the sheets, you can use any pieces of paper to complete the work (the attached is for guidance).


Email address:

Please email all questions and finished work to this address: kestrelhomework@corvuseducation.com



Spelling/grammar/ handwriting	English	Maths	Topic activity
<p>Can I apply my knowledge of the suffixes -ful and -less?</p> <p>Watch this lesson where you will practise and apply what you learnt yesterday about adding the suffixes -ful and -less.</p> <p>Extra challenge: Can you practise the words from your spelling test in your handwriting book?</p>	<p>Can I identify the main messages in a story extract?</p> <p>Read Chapter 58: The Conversations independently or with an adult.</p> <p>Once you have finished reading, think about and discuss the questions on pages 2 and 3.</p> <p>Make notes around the thought and speech bubbles with your ideas.</p> <p>We will discuss our thoughts during the next class zoom so come prepared!</p>	<p>Start today's maths by joining in with one of the times table songs below:</p> <p>The 3 times tables</p> <p>The 7 times tables</p> <p>Follow the link and watch the video clip in bold.</p> <p>Year 2: Draw pictograms 2,5,10 (not the activity)</p> <p>Year 2: Statistics</p> <p>Year 3: Subtract money</p> <p>Year 3: Measurement</p> <p>Year 4: What is a fraction?</p> <p>Year 4: Fractions</p>	<p>RE: Can I show an understanding of the parables of Jesus?</p> <p>Today we are continuing with our Christianity topic. Watch this lesson where you will learn about three parables (stories) that Jesus told.</p> <p>Extra challenge: Can you think of something kind you have done for someone?</p> <p>Topic: Last topic lesson you designed your own robots. This lesson you are going to gather together the resources you need to create a prototype robot. Once you have everything you need, write a step-by-step bullet point list on how you are going to create your robot. What will you start with? What will you do last?</p> <p>Although we don't have access to technology needed to make our robots work, your prototype is a chance for you to see what your robot could look like. Think carefully about how you can get your robot to resemble your plan.</p> <p>You do not have to complete your robot today so please don't panic!</p>

Can I identify the main messages in a story extract?




What is Roz giving the animals as well as somewhere warm to shelter?

What impact has Roz's truce had on the group? What might people learn from this?

What happens when agreed community rules are not followed by everyone?

Are all rules right? Who sets the rules? How do you think rules should be agreed?

Can I identify the main messages in a story extract?




What are the important messages in the chapter?

How can a peaceful community life be achieved?

Think about:

What resources will you need? Are these items you can easily find? Are these resources recyclable?

Gather together what you need.



How are you going to make your robot? What will you do first? What will you do last?

Write a rough step-by-step plan.


♦

♦


♦

♦

♦



Robot inspiration!



Crafty Crafted
<http://www.craftycrafted.com>