

Owl Class Year 1 home learning pack Thursday 11th

February


















Email

















Please email all questions **and finished work** (scans or photographs) to this address:

owlhomework@corvuseducation.com



Phonics/ handwriting	 English	 Maths	Topic Activities									
<p>Miss Howes would like you to watch <a href="#">lesson 57</a> which reviews the sounds ee/ea/e/ and e-e. Complete the worksheet on page 2 filling in the missing diagraph ee or ea?</p> <p>No handwriting today.</p>	<p>Today we are going to think again about how Chinese New Year is celebrated. Re-watch the two videos below and have your list of ways to celebrate New Year handy.</p> <p><a href="#">Preparing for Chinese New Year</a> <a href="#">Celebrating Chinese New Year</a></p> <p>Imagine you are one of the children in the video. You are going to write a letter to a friend telling them what you need to do to celebrate Chinese New Year. Imagine that the person you are writing to doesn't know anything about Chinese New Year. What would you tell them? What would the most important thing be that they would need to know?</p> <p>Use your list from yesterday to help you, but remember you must write in full sentences today, starting with a capital letter and ending in a full stop each time.</p> <p>How do you start and end a letter? Can your remember?</p>	<p>Watch the video for today <a href="#">Compare objects to 50</a>.</p> <p>We are using our &lt; &gt; and = to signs again.</p> <p>For your activity today you have a choice—you can either complete the sheet that is attached or do the practical activity below. <u>You do not need to do both!</u></p> <p>Practical task: Using bricks/counters/pasta etc make two numbers from your 50 grid. You might want to set them out in groups of tens and ones to help you compare them. Using the symbol cards on page 3 (or draw your own) put the correct symbol between the two groups.</p> <p><i>Extension task: Which symbol goes in the middle?</i></p> <table border="1" data-bbox="1205 1137 1554 1350"> <tr> <td></td> <td></td> <td></td> </tr> <tr> <td></td> <td></td> <td></td> </tr> <tr> <td>2 tens and 8 ones</td> <td></td> <td>3 tens and 6 ones</td> </tr> </table> <p style="text-align: center;"><b>Maths Board</b></p> <p>Feeling wobbly: Side A, Number 6 Feeling confident: Side B, Number 6</p>							2 tens and 8 ones		3 tens and 6 ones	<p>One part of the Chinese new year celebrations is the dragon dancing.</p> <p>Today you are going to make a dragon and make up your own dragon dance.</p>  <p>Firstly make your dragon. You will need the two long strips of paper from your pack. This video shows you how to make a concertina middle for your dragon (watch from 15seconds onwards—it is showing you how to make a caterpillar but the principle is the same!) <a href="#">Concertina demonstration</a></p> <p>You will then need to make a dragon head to attach to one end. You can put the dragon on 2 sticks (one at the head and one at the tail) or on the strings as shown in the video to make it dance.</p> <p>Watch these clips of dragon dancing and make up your own. Film a short clip and send us! <a href="#">Dragon dance 1</a> <a href="#">Dragon dance 2</a></p>
												
												
2 tens and 8 ones		3 tens and 6 ones										

Is it ee or ea?

			
tr_	s_	b_n	wh_l
			
s_l	m_t	wh_t	m_t
			
b_	p_s	sh_p	_t
			
j_ns	f_t	d_r	r_d



>

||

<