

Owl Class Year 1 home learning pack Monday 1st

February

Please see page 2 onwards for resources to support this learning.





You do not need to print the sheets, you can use any pieces of paper to complete the work—the attached are for guidance.

Email

Please email all questions **and finished work** (scans or photographs) to this address:

owlhomework@corvuseducation.com



Phonics/ handwriting	 English	 Maths	 Music
<p>Miss Howes would like you to watch today's video Phonics Lesson 51 In this lesson you will learn about the split digraph e-e which makes the /ee/ sound.</p> <p>See page 2 for a matching activity to practice this sound.</p> <p>Handwriting</p> <p>See page 2.</p>	<p>This week we are going to be writing a non-chronological report this is a non-fiction or factual piece of writing.</p> <p>We are going to write about creatures who are awake at night. Do you know what they are called? Watch this clip to find out about some of them.</p> <p>You are going to only write about one of these animals this week. Today we are going to research and collect our information.</p> <p>Choose a nocturnal animal.</p> <p>Using the websites below, any others that you know of, or books you might have, find out about that animal under the following headings:</p> <p>Animal type—is it a mammal, bird, amphibian, reptile, fish or insect?</p> <p>Habitat—where does it live?</p> <p>Diet and prey—what does it eat?</p> <p>Predator—what preys on (eats) it?</p> <p>Special features—does it have any special features that help it cope in the dark?</p> <p>RSPB information about nocturnal animals</p> <p>ICT games nocturnal animals information</p> <p>There is a template on page 3 you can record your findings on. Try to record your information in note form—not full sentences.</p>	<p>Today we are moving on to working with bigger numbers. We are going to be working up to 50. If your child is confident counting to 50 already then today is about consolidating that knowledge and really practicing recognizing what those numbers look like when written as numerals .</p> <p>Watch Numbers to 50 (the video top right on the screen).</p> <p>Look at the number cards on page 4. What numbers do the represent? Can you count them? Can you match that to the numeral on the 50 grid?</p> <p>Extension challenge:</p> <p> I am going to count from 21 to 36</p> <p>Will Rosie say the number 29? _____</p> <p>How do you know?</p> <div style="border: 1px dashed black; padding: 5px;"><p style="text-align: center;">Maths Board</p><p>Feeling wobbly: Side A, Number 5</p><p>Feeling confident: Side B, Number 20</p></div>	<p>For our music listening today listen to this song called When the Cold Wind Blows. Listen carefully to the words, what words do you recognise that we have been learning about?</p> <p>Last week we tried clapping to different rhythms. Today you can join this music lesson from the Sunderland Music Service.</p> <p>You do not need to print a grid to do the activity you can draw one on paper .</p>

Phonics:

Below are a list of words with the split diagraph e-e. Draw a line between the word that matches the image. Pick your favourite word from the list below and write a sentence using it.

Pete



evening



complete



theme



concrete



delete



eee eee .

ed ed . . .

le le . . .

te te . . .

bed bed . . .



led led . . .

ted ted . . .



Monday 1st February 2021

Can I collect information using notes?

Habitat (where it lives)



My nocturnal animal is a _____

Special features/other information



Diet, what does it prey on? (What it eats)


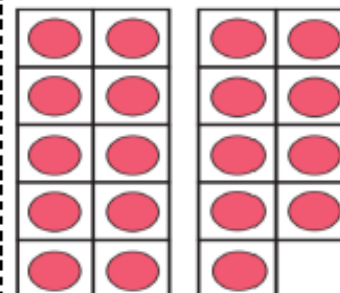
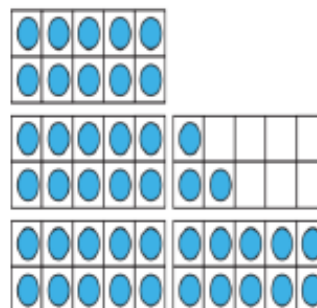

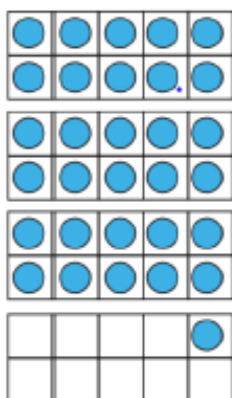

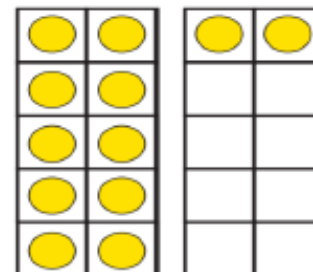

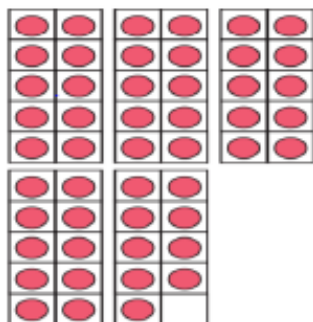
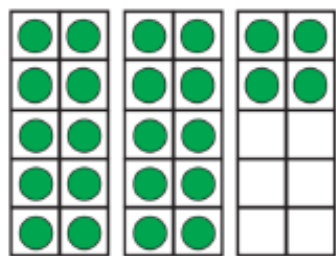
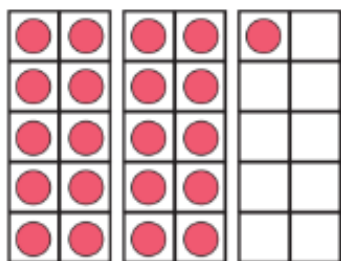


It's animal group is...



It is the prey of...





1	2	3	4	5	6	7	8	9	10
11	12	13	14	15	16	17	18	19	20
21	22	23	24	25	26	27	28	29	30
31	32	33	34	35	36	37	38	39	40
41	42	43	44	45	46	47	48	49	50