

Owl Class Year 1 home learning pack Thursday 25th

February

Please see page 2 onwards for resources to support this learning.




You do not need to print the sheets, you can use any pieces of paper to complete the work—the attached are for guidance.

Email

Please email all questions **and finished work** (scans or photographs) to this address:

owlhomework@corvuseducation.com



Phonics/ handwriting	 English	 Maths	 Art																																																		
<p>Yesterday you looked at the letter y saying /ee/. Today you are going to look at the letter y making the /igh/ sign.</p> <p>Lesson 6, y in fly</p> <p>Play 'Fastest Finger First'. You will need your phonics sound mat on the side with Phase 3 and 5 and a partner. Place your pointy fingers from both hands on either side of your nose, or put your hands behind your back.</p> <p>Ask an adult to say a sound, who can find it first?</p> <p>Are there any sounds you need more practice with?</p>	<p>Look back at your advice to Anna and Crocodile from Tuesday. Today you are going to turn that into a letter to Anna and Crocodile to tell them what they need to do to plan their hunt for gold.</p> <p>You have all your sentences ready with your sentence starters, but you might need to add some more information to go with them, for example, using a conjunctions—and, but, so, if, when, because—to add more information.</p> <p>Think about why they need to take a map. What is it for?</p> <p><i>You might need a map so that you know where you are going to.</i></p> <p><i>It would be a good idea to avoid pirates because they are often looking for gold too.</i></p> <p>There is a letter template for you on page 3.</p>	<p>Today we are going to be learning to count in 5s. Start by counting in 2s, play whisper shout or stamp around the garden shouting them as loudly as you can. Try counting back from 20 as well.</p> <p>Now watch Counting in 5s Activity and Counting in 5s.</p> <p>There is a work sheet attached for you to complete today. Do you notice anything about the pattern that is created by the numbers you say when counting in 5s?</p> <p>Continue counting in 5s on the grid.</p> <table border="1" data-bbox="1122 1102 1451 1238"><tr><td>1</td><td>2</td><td>3</td><td>4</td><td>5</td><td>6</td><td>7</td><td>8</td><td>9</td><td>10</td></tr><tr><td>11</td><td>12</td><td>13</td><td>14</td><td>15</td><td>16</td><td>17</td><td>18</td><td>19</td><td>20</td></tr><tr><td>21</td><td>22</td><td>23</td><td>24</td><td>25</td><td>26</td><td>27</td><td>28</td><td>29</td><td>30</td></tr><tr><td>31</td><td>32</td><td>33</td><td>34</td><td>35</td><td>36</td><td>37</td><td>38</td><td>39</td><td>40</td></tr><tr><td>41</td><td>42</td><td>43</td><td>44</td><td>45</td><td>46</td><td>47</td><td>48</td><td>49</td><td>50</td></tr></table> <p>Maths Board</p> <p>Feeling wobbly: Side A, Number 9</p> <p>Feeling confident: Side B, Number 19</p>	1	2	3	4	5	6	7	8	9	10	11	12	13	14	15	16	17	18	19	20	21	22	23	24	25	26	27	28	29	30	31	32	33	34	35	36	37	38	39	40	41	42	43	44	45	46	47	48	49	50	<p>Viviane Schwartz has written and illustrated another book called 'Henry Finch'.</p> <p>In this story, she has used her fingerprints to create images. She adds; eyes, beaks, wings and legs to her prints and changes these to show how they are feeling. Have a go at creating your own fingerprints and adding features to them with pen. Have a look on page 2 for some inspiration from 'Henry Finch'.</p> <p>Can you create; happy, tired, sad, grumpy, surprised, excited birds? You might think of some more expressions to include and you could change the colour of your fingerprint to show their mood too.</p>
1	2	3	4	5	6	7	8	9	10																																												
11	12	13	14	15	16	17	18	19	20																																												
21	22	23	24	25	26	27	28	29	30																																												
31	32	33	34	35	36	37	38	39	40																																												
41	42	43	44	45	46	47	48	49	50																																												

wh wh

wl wl

of of

off off

fl fl

ok ok

ol ol

oh oh



Every morning they said, GOOD MORNING.



Every afternoon they said, GOOD AFTERNOON.

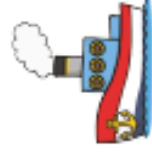


In the evening they said, GOOD EVENING.



At night they said, GOOD NIGHT.





Dear _____



I have heard that you are going to go on a hunt for gold soon. This sounds really exciting but I think you need to have a proper plan.

