

Owl Class Year 1 home learning pack Tuesday 9th

February





Email

Please email all questions **and finished work** (scans or photographs) to this address:

owlhomework@corvuseducation.com



Phonics/ handwriting	 English	 Maths	Topic Activities								
<p>Miss Howes would like you to watch Lesson 56 which reviews the sounds yoo/oo/u/ue and u-e. Place the words on page 2 into the correct column or you can draw images of the words into the correct column.</p> <p>Handwriting, see page 2</p>	<p>See if you can begin today by re-telling the story of the naming of the Chinese years.</p> <p>We are going to find out today how Chinese New Year is celebrated.</p> <p>Watch the clips below carefully and make a list of all the activities/rituals (special things done at special times) that happen at Chinese New Year.</p> <p>Remember that a list has a title to say what the list is about and then bullet points or numbers to show each item on the list. Each item on the list should start on a new line and be in a short sentence or a few words for example:</p> <p><i>Shopping list</i></p> <ol style="list-style-type: none">1. Carrots2. Beans3. Sliced bread4. Half a bag of mushrooms <p>Preparing for Chinese New Year Celebrating Chinese New Year Chinese New Year Newsround The Chinese New Year</p>	<p>Watch the second One More One Less video (top row on light).</p> <p>Use the clues to work out the number.</p> <p>I have a number with 3 tens. One less than my number has 3 ones One more than my number has 5 ones. What is my number? Take it in turns to give some clues to find out your secret numbers.</p> <p><i>Extension Task:</i> Choose the correct numbers to make the sentences correct.</p> <table border="1" data-bbox="1294 986 1552 1090"><tr><td>28</td><td>26</td><td>33</td><td>45</td></tr><tr><td>36</td><td>43</td><td>35</td><td>49</td></tr></table> <p><input type="checkbox"/> is one less than 27 34 is one less than <input type="checkbox"/> <input type="checkbox"/> is one more than 44 50 is one more than <input type="checkbox"/></p> <p>Maths Board</p> <p>Feeling wobbly: Side A, Number 1 Feeling confident: Side B, Number 17</p>	28	26	33	45	36	43	35	49	<p>This year it is the year of the Ox. Today we are going to make a piece of art linked to the Ox.</p> <p>What is an ox? Read the information on page 3 to find out and answer the questions about the text.</p> <p>For the art activity you will need your gold or silver card from your resource pack, a red wax crayon or some red paint and a cocktail stick, blunt pencil or wooden skewer.</p> <p>There are picture instructions on page 4 to show you how to create your art work.</p> <p>In your pack you have some examples of different decorations you could use.</p>
28	26	33	45								
36	43	35	49								

blue argue screw moon jewel tube
chew food cube flute roof glue

	ue
	ew
	oo
	u-e

1 deer

2 owls

3 frogs

4 bears

5 birds

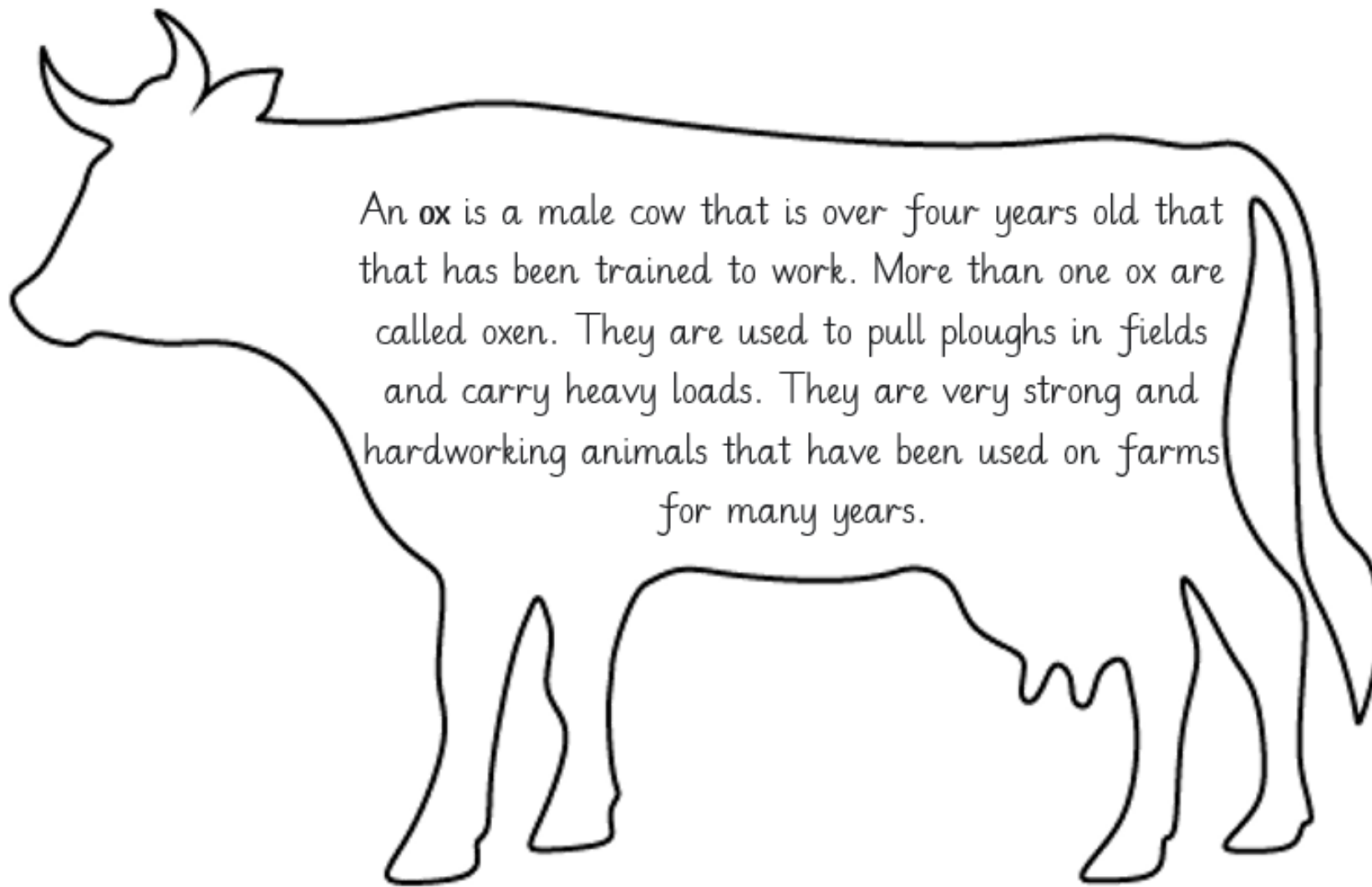
6 crabs

7 horses

8 ants

9 swans

10 lions



An **ox** is a male cow that is over four years old that has been trained to work. More than one ox are called oxen. They are used to pull ploughs in fields and carry heavy loads. They are very strong and hardworking animals that have been used on farms for many years.

1. Are ox male or female cows?
2. What is the name for a group of ox?
3. What are oxen used for?

How to make an ox picture.

You will need:

gold/silver card from the pack

red paint/crayon

cocktail stick/blunt pencil/wooden skewer

1. Paint or wax crayon over the top of the gold/silver card until you can see no gold or silver and leave to dry.

2. While your paint is drying, find the pictures of oxen in your pack and look at the beautiful patterns, shapes and designs. Using a pencil/pen and a scrap piece of paper have a practice at drawing an ox and some of these intricate designs.

3. When your card is dry: Use your cocktail stick/blunt pencil or wooden skewer to scratch the paint/crayon away the paint or wax crayon to reveal the gold/silver underneath to show your patterns.

