

## We will be learning:

In science, we will be learning about the different foods that creatures eat. We will be learning about their teeth and simple food chains. We will also be naming common trees and plants and learning how to recognise them from their leaves and flowers.

In geography, we will be looking at maps of the Jurassic coast and talking about the features we can see and how this area has led to so many fossil discoveries.

In history we will be learning about the life of Mary Anning and her impact as a woman on palaeontology.

In art, we will be learning more about sculpture and will be experimenting with different ways to make sculptures using junk modelling, straws, sticks, clay and natural objects.

In music, we will be copying and creating rhythms and drumming with sticks.

In PE our topic is sending and receiving and we will be working on key ball skills as well as team work and good sportsmanship skills.

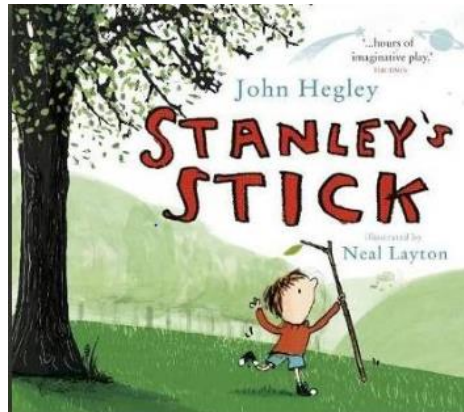
In computing, we will be learning about staying safe online as part of our stay safe week towards the end of the half term.

## Owl Year 1 and 2 Overview – Autumn 1

### Our core story is:

### Stanley's Stick by John Hegley

Please do not read this at home with your child until the end of the half term so your child can enjoy hearing the story unfold in class.



### At home you could:

- find out different types of trees, compare the different leaves, make a leaf collage/picture.
- visit Dippy the Dinosaur at Norwich Cathedral: <https://www.cathedral.org.uk/dippy-on-tour>
- look at different fossils (real or photos) and talk about what they might once have been.
- practice the sounds that are sent home each week.
- read daily at home with your child and talk about what you have read

### Key English skills for your child:

- understanding what they have read and being able to answer questions about it
- starting each sentence with a capital letter and ending it with a full stop
- writing clearly with correct letter formation with the writing sitting on the lines and spaces between words
- when reading, stopping to ask what a word means if they are unsure.
- writing simple sentences and phrases

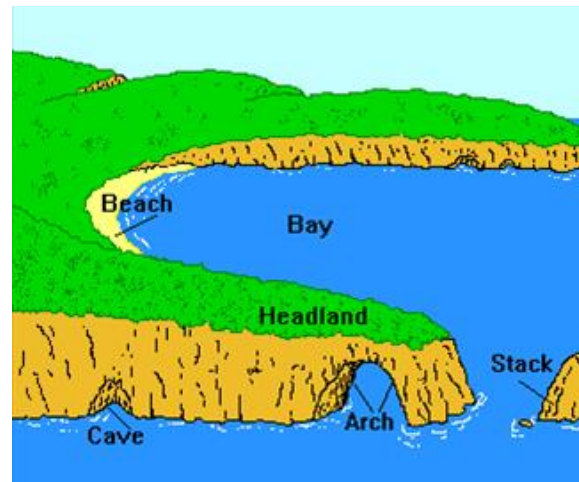
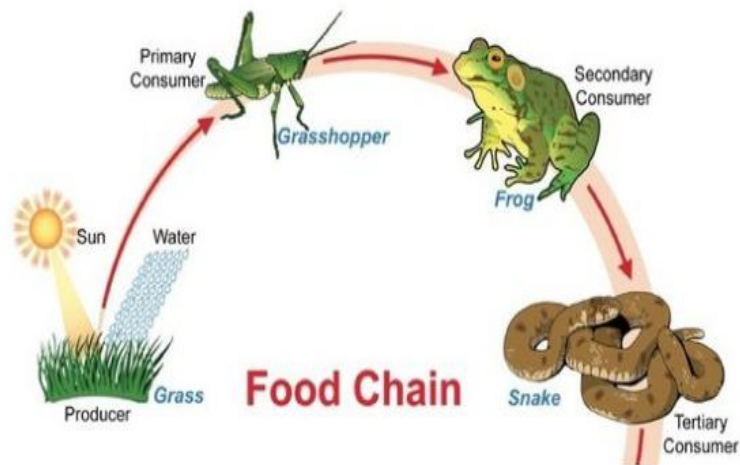
### Key Maths skills for your child:

- count read and write numbers to 20
- knowing the value of each number and represent it with objects.
- adding one digit numbers to 10
- knowing the value of coins
- knowing number bonds to 10
- being able to partition a two-digit number to 20
- give a number 1 more or less than any number under 20
- Recognise and name common 2D and 3D shapes.

## Key Knowledge

We would like you to discuss this key vocabulary with your child so that they have a greater understanding of their learning.

<b>Extinct</b>	A group of animals that has died out completely.
<b>Fossil</b>	The remains or impression of a prehistoric plant or animal embedded in rock and preserved.
<b>Food chain</b>	The links between different plants and animals as a source of food. How energy is passed from a plant or creature to another creature.
<b>Producer</b>	The first link in a food chain – usually plant based that provides the another creature with food.
<b>Consumer</b>	A creature that eats a food (plant or animal) source.
<b>Herbivore</b>	A creature that only eats plant material as it's food source.
<b>Omnivore</b>	A creature that eats a mixture of plant and meat food sources.
<b>Carnivore</b>	A creature that eats meat as its food source.
<b>Coast</b>	The area where the land meets the sea.
<b>Cliff</b>	A rock face (often steep) where the land meets the coastline.
<b>Bay</b>	An area of coastline where the sea fills a curve in the land.
<b>Cave</b>	A natural hollow area in a cliff face.
<b>Stack</b>	A pile of rock that stands separately to the cliff face.
<b>Present</b>	Time and things that happen now.
<b>Past</b>	Time and things that have already happened.
<b>Biography</b>	A piece of writing written about a person's life written by someone else.
<b>Autobiography</b>	A piece of writing written about a person's life written by that person.



Mary Anning