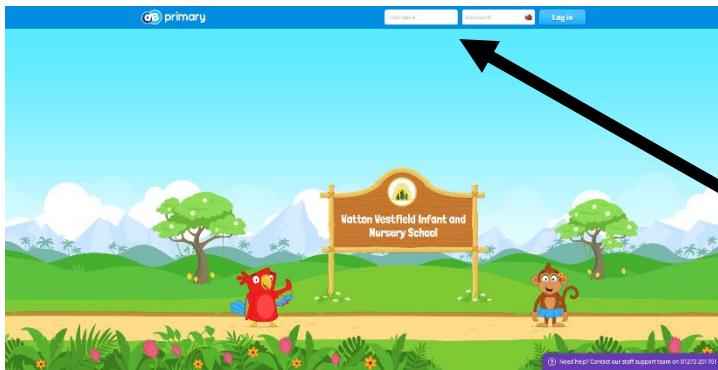


How to use DB Primary

DB primary is an online workspace where children are able to access work that has been set by their class teacher.

Here is the web address:

Westfield.norfolk.dbprimary.com

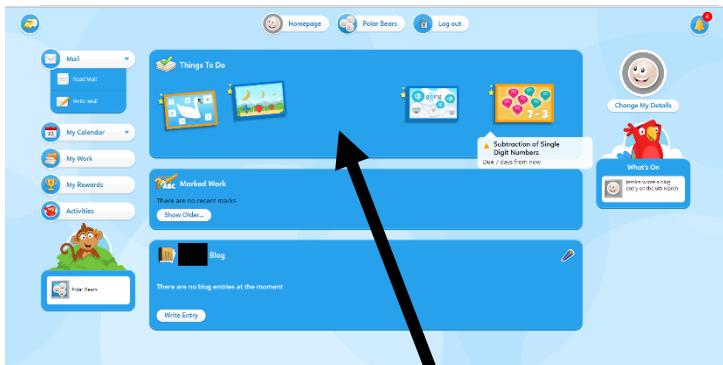



Step One:

Next type into your login and password.

The log in is your first name and the initial of your surname. E.g. jessicar

Your password will consist of three of these pictures



Step Three:

At the top of the screen there will be a list of the activities for the children to complete.

Step Four:

Click on the activity you would like to complete and it will open like this. There will be instructions at the top.

Step Two:

When you log in this is what your child's home page should look like.

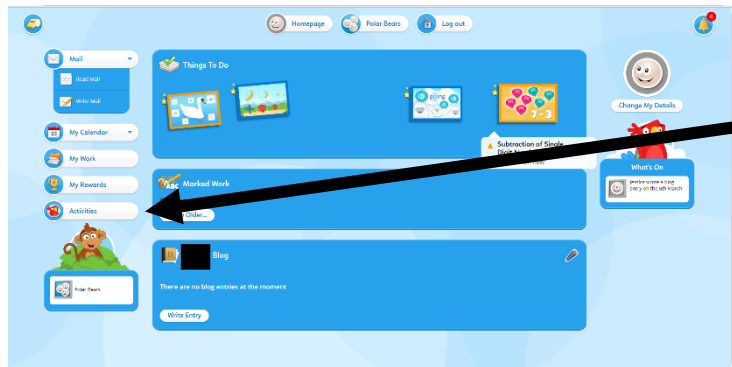




Step Five:
Click the tick to check the answer and an arrow will appear on the side of the screen for the next question.

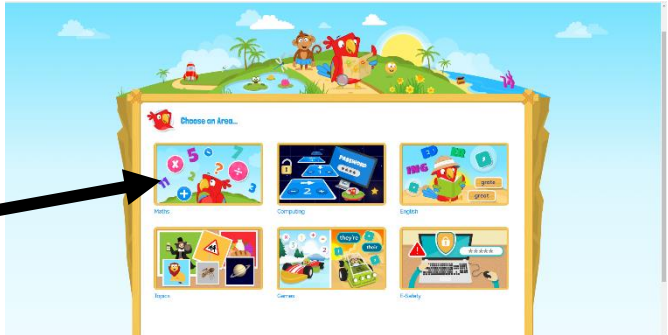


Step Six:
At the end it will give you a score. The time you completed it in and you decided whether you enjoyed the activity.



Step Seven:
Children can pick their own activities by clicking here.

Step Eight:
Select an area of learning and then an activity.



Step nine:
Select what year group you are.
Then choose an activity.

